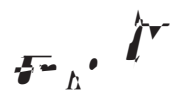


1. I CI ALFI A CIAL DATA

(1) r... t... t... t r...



It m	T... rt... r...	C... t... rt... r... m r t... rr... t... r... (%)

	<p>A₂ t t</p> <p>t r t</p> <p>r</p>	<p>A₂ t t</p> <p>t r</p>	<p>C t</p> <p>t</p> <p>t r t</p> <p>r t</p> <p>m r t</p> <p>t</p> <p>t r</p> <p>(%)</p>

(2) E tr _ r _ r ~~2~~ r _ t _ _ ~~4~~ t m ~~4~~ _ m ~~4~~ t ~~4~~








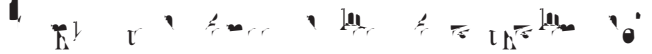

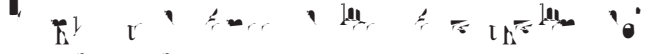

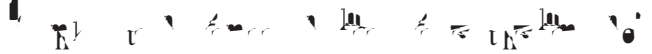


《公開發行證券的公司信息披露解釋性公告第 號-非經常性損益》

✓

(3) C m r t r t r t r t r

✓

...

It m	C (%)	M r
		
	A-A	
	7°	
	7°-1°	
	21	
	21-11	
		

rt \boxtimes r_q ... r_q \boxtimes r ... r_q ... m r t 5% t r_q r_q
 t t 10 r ... r_q t t 10 r ... r_q t \boxtimes tt tr ... m r t r \boxtimes m
 rt ... t ... t r ... \boxtimes r

✓ $\bullet \bullet \text{H}^3 \text{d}$ $\bullet \bullet \text{H}^3 \text{d}$

$\frac{5}{10} \text{H}^3 \text{d}$

rt \boxtimes r _q ... r _q \boxtimes r ... r _q ... m r t 5% t r _q r _q t t 10 r ... r _q t t 10 r ... r _q t \boxtimes tt tr ... m r t r \boxtimes m rt ... t ... t r ... \boxtimes r								
m ... r ... r (\boxtimes m)	r _q ... r \boxtimes t r t \boxtimes tt ... t r		r _q t \boxtimes r ... t t ... t r ... t tr \boxtimes r		r _q ... r \boxtimes t r t \boxtimes tt ... t r		r _q t \boxtimes r ... tt t r t tr \boxtimes r	
	T t \boxtimes m r	r t (%)	T t \boxtimes m r	r t (%)	T t \boxtimes m r	r t (%)	T t \boxtimes m r	r t (%)
	$\text{H}^3 \text{d}$	1-2	$\text{H}^3 \text{d}$	1-2	$\text{H}^3 \text{d}$	1-2	$\text{H}^3 \text{d}$	1-2
	$\text{H}^3 \text{d}$	1-1	$\text{H}^3 \text{d}$	1-1	$\text{H}^3 \text{d}$	1-2	$\text{H}^3 \text{d}$	1-1
	$\text{H}^3 \text{d}$	1-2	$\text{H}^3 \text{d}$	1-1	$\text{H}^3 \text{d}$	1-2	$\text{H}^3 \text{d}$	1-1

T t 10 r ... r_q t t 10 r ... r_q t \boxtimes tt tr ... m r t r \boxtimes m
 ... m r ... t t r ... \boxtimes r ... \boxtimes t r ... /r t \boxtimes r

$\bullet \bullet \text{H}^3 \text{d}$ ✓ $\bullet \bullet \text{H}^3 \text{d}$

3. THE EMI DE

(1) D t - e - - - tr t₂ ☒



Tērtības nosaukums	2024 (Jūlijs - Martis)		Arts 2024		Arts 2023	
	Latvijas lats	EUR	Latvijas lats	EUR	Latvijas lats	EUR
Izdevumi par Ceturksni						
Būvniecība	5711	1011	5711	1011	15111	274
Arhitektūras darbi	1	170	1	170	270	147
Arhitektūras darbi	7	100	7	100	100	147
Arhitektūras darbi	11	100	11	100	100	100
Arhitektūras darbi	11	100	11	100	100	100
Arhitektūras darbi	1	100	1	100	100	100
Izdevumi par Dabiskajiem resursiem	1	100	1	100	1	100
Drūzniecība	1	100	1	100	1	100
Drūzniecība		100		100		100
Totaļsumma	1A	507,298	1A	507,298	457,813	10,81

Item	Fr. q. d. rt r. 2024	Fr. q. d. rt r. 2023
I. T t r t (t t - q q - t t -)	9,297,507,969	8,500,211,131
I. T t r t (t t - q q - t t -)	7,525,994,612	6,940,167,239
I. T t r t (t t - q q - t t -)		
I. T t r t (t t - q q - t t -)	7,525,994,612	6,940,167,239
I. T t r t (t t - q q - t t -)	/	/
II. T t r t (t t - q q - t t -)		
II. T t r t (t t - q q - t t -)	7,525,994,612	6,940,167,239
II. T t r t (t t - q q - t t -)	7,525,994,612	6,940,167,239
I. T t r m r - q - - m, - t t		
I. T t r m r - q - - m, - t t	7,525,994,612	6,940,167,239
I. T t r m r - q - - m, - t t		
I. T t r m r - q - - m, - t t	7,525,994,612	6,940,167,239
I. T t r m r - q - - m, - t t	7,525,994,612	6,940,167,239
I. T t r m r - q - - m, - t t		
I. T t r m r - q - - m, - t t	7,525,994,612	6,940,167,239
I. T t r m r - q - - m, - t t	7,525,994,612	6,940,167,239
I. T t r m r - q - - m, - t t		
I. T t r m r - q - - m, - t t		
I. T t r m r - q - - m, - t t		

Item	31 March 2024	31 December 2023
Total - Current assets	193,194,983,929	190,522,678,649
Total assets	285,021,968,226	280,535,990,431
Current liabilities		
Accounts payable	12,700,000,000	12,700,000,000
Accounts receivable	12,700,000,000	12,700,000,000
Other payables	12,700,000,000	12,700,000,000
Other liabilities	12,700,000,000	12,700,000,000
Provisions	12,700,000,000	12,700,000,000
Other current liabilities	12,700,000,000	12,700,000,000
Total Current liabilities	110,328,397,605	106,759,260,480
Non-current liabilities		
Accounts payable	12,700,000,000	12,700,000,000
Accounts receivable	12,700,000,000	12,700,000,000
Other payables	12,700,000,000	12,700,000,000
Other liabilities	12,700,000,000	12,700,000,000
Provisions	12,700,000,000	12,700,000,000
Other non-current liabilities	12,700,000,000	12,700,000,000
Total Non-current liabilities	31,808,157,386	31,458,291,901
Total liabilities	142,136,554,991	138,217,552,381

It m	31 M r 2024	31 D m r 2023
r₂' - d₁t₂ (r ₂ r - r ₂ ' - d ₁ t ₂):		
T t - - r₂' - d₁t₂ (r ₂ r - r ₂ ' - d ₁ t ₂)	142,885,413,235	142,318,438,050
T t - - t₂ - - - r₂' - d₁t₂ (r ₂ r - r ₂ ' - d ₁ t ₂)	285,021,968,226	280,535,990,431

Item	Fr. d. rt r. 2024	Fr. d. rt r. 2023
. t r m r - q - m , - t t	660,213,711	-14,831,490
I	DD/1.0.0.0.0	/
II	DD/1.0.0.0.0	/
III	DD/1.0.0.0.0	5,172,501
IV	DD/1.0.0.0.0	5,172,501
V	/	/
I. T t m r - q - m	567,426,350	2,639,084,990

I. T t m r - q - m
 II. T t m r - q - m
 III. T t m r - q - m

